

PORTABLE POWER STATION

2160Wh

2000W




LYD5

Power Station 2000W 2160Wh




SOLID DRAW-BAR
ADJUSTABLE LENGTH



Huge Capacity
2160Wh
Rated Power
2000w



LiFe Cycles
2000+
Built-in LiFePo4 Battery




AC Fast Charging
0%-100% Takes
2 Hours




UPS
Seamless
Switchover Time <15ms

Pure Sine Wave Output
2000W
Continuous

4000W
Surge Max



15
Output Ports



SPECIFICATION

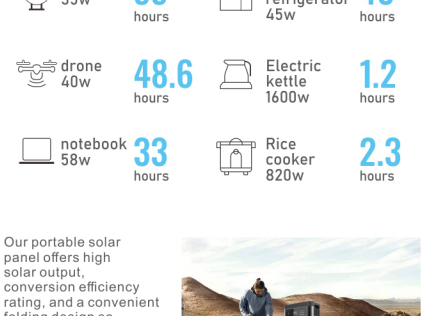
| | |
|--|---------------------|
| Capacity | 2160Wh(45V, 48Ah) |
| LiFePO4, 675000mAh@3.2V | |
| Pure Sine Wave Output 2000W Continuous, 4000W Surge Max | |
| AC Output | 110V/220V 50Hz/60Hz |
| Operating Temp | -20°C-45°C |
| Charging Temp | 0°C-40°C |
| Weight | 25KG |
| Size | 463*289*366mm |

| | |
|--------------|----------------------|
| INPUT | |
| AC Input | 1500W |
| Car Charge | 12V/24V, 12A |
| Solar Charge | 12-50V/12A, 400W max |

| | |
|----------------------|---------------------|
| OUTPUT | |
| 1*Car Port | 12V/8A, 100W max |
| Wireless Charge Port | YES |
| 6*USB-A | 5V/2.4A*4, QC 18W*2 |
| 2*USB-A(PD) | PD 45W*2, PD 100W*1 |

MATCHING AND SCENARIO APPLICATION

2000W/2160Wh



| | | | |
|-----------|------------------|---------------------|------------------|
| PHONE 10w | 194 hours | Electric oven 1000w | 1.9 hours |
|-----------|------------------|---------------------|------------------|

| | | | |
|---------|-----------------|-------------------------|-----------------|
| fan 35w | 55 hours | Mobile refrigerator 45w | 43 hours |
|---------|-----------------|-------------------------|-----------------|

| | | | |
|-----------|-------------------|-----------------------|------------------|
| drone 40w | 48.6 hours | Electric kettle 1600w | 1.2 hours |
|-----------|-------------------|-----------------------|------------------|


| | | | |
|--------------|-----------------|------------------|------------------|
| notebook 58w | 33 hours | Rice cooker 820w | 2.3 hours |
|--------------|-----------------|------------------|------------------|

Our portable solar panel offers high solar output, conversion efficiency rating, and a convenient folding design so it's ready to grab and go at anytime.



Charge with a portable power source for outdoor activities such as picnics

Charge your portable power supply or battery and be prepared for disasters



During an RV trip

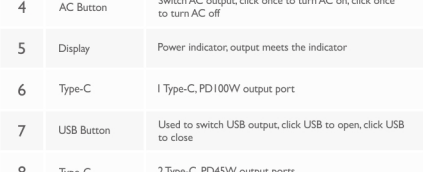
INSTANT PEAK 4000W

14 STRING 3 AND A SINGLE 15000MHA

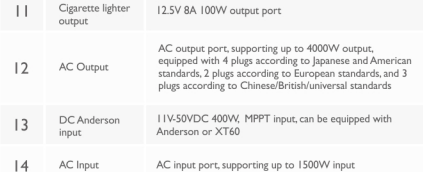


CONFIGURATION AND FUNCTION DESCRIPTION

UPS



More Product Coming Soon...



| Number | Brief Description of Functions |
|--------|--------------------------------|
| 1 | Power button |
| 2 | DC Button |
| 3 | Wireless Button |
| 4 | AC Button |
| 5 | Display |
| 6 | Type-C |
| 7 | USB Button |
| 8 | Type-C |
| 9 | USB-A |
| 10 | USB-A |
| 11 | Cigarette lighter output |
| 12 | AC Output |
| 13 | DC Anderson input |
| 14 | AC Input |
| 15 | fuse |